



# SPOTLIGHT ON SAFEGUARDING

WORKING TOGETHER TO KEEP OUR YOUNG PEOPLE SAFE

October 2023. Primary Edition

In this edition:

- Consent- what is it?
- Responsible image sharing

This month's app focus: Snapchat




## Understanding Consent: What It Means for Children and Young People


Earlier this year, this photo made headlines and brought consent to the forefront. But what exactly is consent and why should we teach children and young people about it? Consent is giving your agreement freely, after fully understanding what you're agreeing to. It's important for children to understand what this means for them, how to ensure they have consent from others, and how to say no if they feel uneasy.




### Consent is

**Active**   
Just because they didn't say "No", doesn't mean you have consent. Only "Yes" means "Yes".

**A Choice**   
Everyone has the right to feel free to say "Yes" or "No" without pressure, threats, or manipulation.

**A Process**   
Consent requires ongoing conversations with lots of TRUST. Just because someone says "Yes" to one thing, doesn't mean they say "Yes" to ALL the things. Everyone has the right to change their mind at any point.

**Based on Equal Power**   
If someone is under-age, drunk, asleep, unconscious or you occupy a position of power or authority over them, they cannot consent.

### What is meant by consent?

## The Importance of Discussing Consent with Your Child

Empowering your child to make informed decisions about their bodies is crucial in preventing sexual abuse. It also teaches them to respect other people's boundaries. While it may seem daunting, adopting a "drip feeding" approach can make it more manageable. Instead of having one big, uncomfortable talk, try to bring up the topic in casual conversation. This can make the discussion feel more natural for both you and your child.

## Teaching Children the Importance of Consent

When educating children about consent, it's essential to consider their age and level of understanding. For younger children, it's best to concentrate on instances of physical contact, which will establish a foundation of what is acceptable and what is not. Here are some useful pointers for starting this conversation with younger children:

- Use a straightforward question like, "Do you ask your friends if they want a hug before giving them one?" to open up a conversation about consent.
- Demonstrate examples of consent by asking if they would like a hug, and tell them that it's okay to say no if they feel uncomfortable.
- Teach them which areas of their body are private and that if anyone tries to touch them there, they have the right to say "No" and they should then tell a trusted adult.

# SPOTLIGHT ON SAFEGUARDING

## A Guide for Responsible Image Sharing: Tips for Parents and Children

If your child enjoys playing online games, they may be at risk of receiving inappropriate content or being pressured to send revealing images of themselves. It's crucial for young people to understand that they should never feel obliged to send inappropriate images, and they should know what steps to take if they receive such content. It's also important to be aware of the laws surrounding image sharing. Here are some key points to bear in mind:

- Sending intimate images is illegal for anyone under the age of 18, and it's never acceptable for someone, whether they are an adult or a child, to send or request such images.
- Talk to your child about what they should do if they receive inappropriate content. Remind them that they should come to you immediately if this happens.
- If your child has been a victim of inappropriate image sharing, take swift action. Keep evidence by taking screenshots, and contact the police.
- Make sure your child understands that it's never appropriate to send revealing images of themselves, and if someone asks them to do so, they should inform a trusted adult right away.

What parents can do to help children play online safely

Source: NSPCC



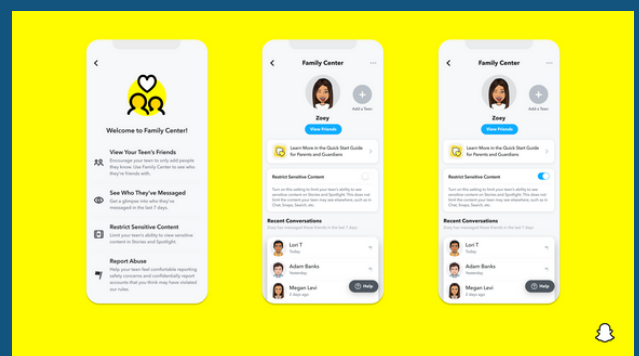
## Exploring Snapchat and Its Risks for Children

Snapchat is a widely popular app that allows users to create multimedia messages in the form of 'Snaps'. Snaps can consist of short videos with filters, effects, and captions. However, it's important to understand the potential risks associated with using Snapchat, especially for children. Here's what you need to know:

- Messages on Snapchat disappear after they've been viewed, making it hard to monitor
- The lack of message retention can encourage children to post risky content such as abuse or inappropriate images
- It is easy to screenshot Snaps and share.
- Although the original poster will be notified that a screenshot has been taken, there is no way of stopping someone from sharing
- The Snap Map feature allows users to share their location, which can be dangerous
- The Discover feature gives access to inappropriate content
- Children can easily receive unwanted contact from other users, including unknown adults

## Safety Features

Family centre gives parents an overview of how their child has been using the app and who they have been communicating with.



- Turn on Ghost mode to prevent other users from seeing your child's location. This can be done by accessing the app settings.
- If your child has used their true age to create their account, they should only be able to communicate with other children, or adults who share mutual connections. Remember, this only applies if the adult has not falsified their own age.