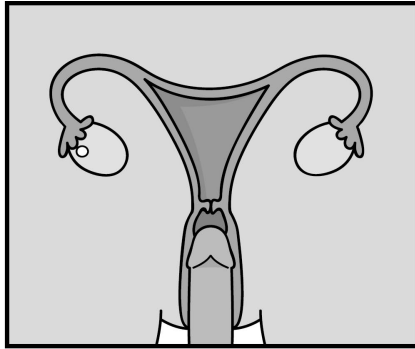
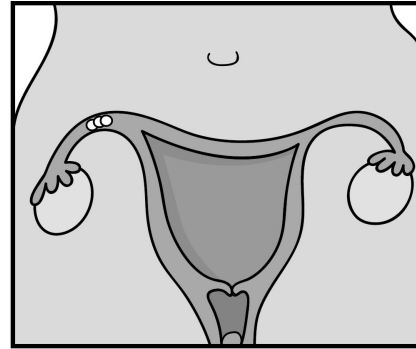


Sorting Activity: Conception and pregnancy timeline

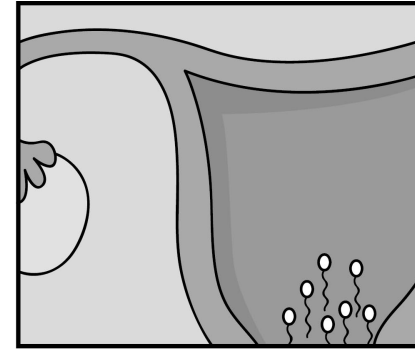
Cut out laminated copies of the images and related text for children to arrange them in the correct order. (Make enough sets for children to work in groups of 5 or 6).



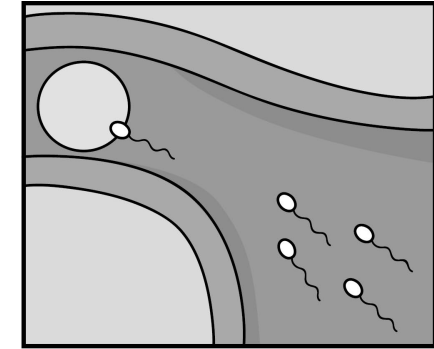
A man and woman have sexual intercourse. All this happens at the time of the month when the woman's body is releasing an egg from the ovary. This is called ovulation.



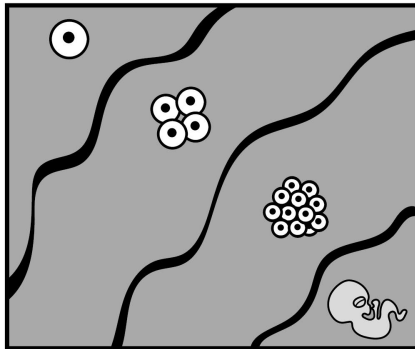
Ovulation- The egg is released from the ovary into the fallopian tube (passage that leads from the ovary to the womb). It starts to travel down the tube very slowly, towards the womb. It will stay in the fallopian tube for a few days.



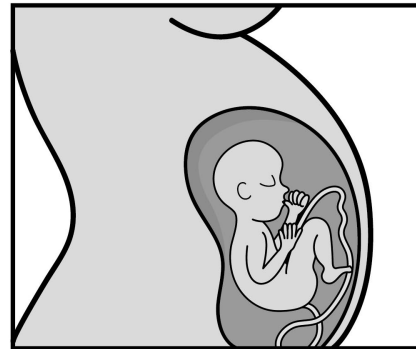
During sexual intercourse the man's penis enters the woman's vagina. He has an orgasm, releasing millions of sperm into her vagina. The sperm swim up the fallopian tube, where the egg is.



One sperm meets the egg and enters it, beginning the first phase of making a baby. This is called fertilisation.



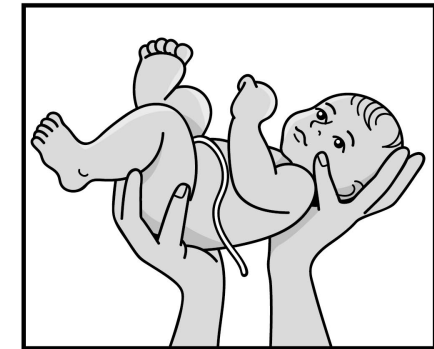
About 1½ days later the fertilised egg (egg and sperm combined) begin to change and grow.



About six days later the egg, now called an embryo, implants in the lining of the womb. This is where the embryo will continue to grow (if the pregnancy continues).



Eventually around nine months later, the baby is ready to be born. Most babies are born head first and will leave the womb, travel down through the cervix and out through the vagina. This is called the labour.



The baby arrives and now needs lots of milk and attention to ensure it grows happy and healthy.

